

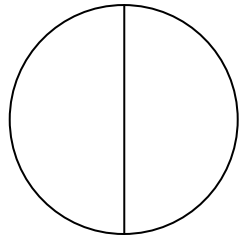
Name _____

Date _____

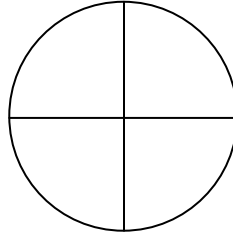
Partitioning Circles and Rectangles - Step-by-Step Lesson

Lesson 1

Which figure shows halves?



A



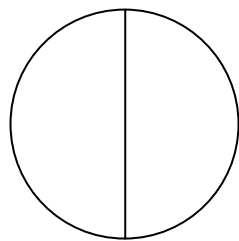
B

Explanation:

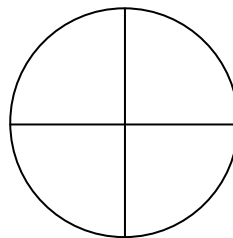
One of the two equal parts of something is called a half.

Now we see that figure A is divided into two equal parts.

And figure B is divided into four equal parts.



A



B

So, figure A shows the halves.

