

Name _____

Date _____

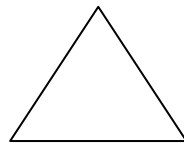
Partitioning Circles and Rectangles - Independent Practice

Complete all the problems. Draw a line or lines on the shapes to break the shapes into:


1.) Quarters



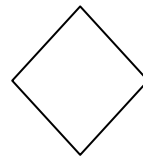
2.) Halves



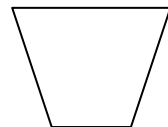
3.) Quarters



4.) Quarters



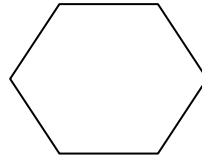
5.) Halves



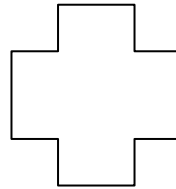
Name _____

Date _____


6.) Quarters



7.) Halves



8.) Halves



9.) Quarters



10.) Quarters

